

TDS_BWT P600 Led

Pool cleaning robot

RERD-MRDV-P6L1E

BWT Ref: 125576420



General description

P600 Led is powerful robot, compatible with any pool shape and building material. Supplied with a 18m length floating cable with electronic swivel, it can clean pools up to 15 m length.

It cleans floor, wall, and water line. It's equipped with a SATURN power supply that allows to choose between different cleaning cycles (2hours and ECO mode of 1h30m), it also indicates when filter is full.

Top access filtration baskets for a quick filter service.

Bi-directional suction.

TECHNICAL SPECIFICATIONS

| | |
|-----------------------------------|---|
| Maximum pool size: | 15m, all materials and shapes. |
| Led: | Yes |
| Type of cleaning: | Floor, wall, water line. |
| Cleaning cycle: | 1:30-2h-2:30h |
| Float cable length: | 23 meters. |
| Filter type: | Double filter hyperfine 4D |
| Swivel: | Yes |
| Robot platform: | Breezer technology |
| Brush material: | PVA, frontal brush and PVC bottom brush |
| Pump flow: | 19 m3/h |
| Maximum pool depth: | 4m |
| Electrical supply: | 100-240V 50/60Hz, 170W |
| Power consumption: | <150W |
| Plug type: | According to region |
| Power supply: | Jupiter (29VDC) |
| APP compatibility: | No |
| Navigation algorithm: | Aquasmart |
| Gyroscope system: | Yes |
| Escape algorithm: | Included |
| External timer compatible: | Yes |
| Full filter indication: | Yes |

COMPONENTS:

- Pool robot
- Power supply + power cord
- Caddy

SIZE & WEIGHT:



Net weight: 9.2 Kg

TDS_BWT P600 Led




Pool cleaning robot

RERD-MRDV-P6L1E

BWT Ref: 125576420

| POWER SUPPLY SPECIFICATIONS | JUPITER: AS4722010 // 125536153 |
|-----------------------------|------------------------------------|
| Max power capability | 170W |
| Input voltage | 100-240V, 50/60Hz |
| Output voltage | 29V DC |
| Water protection | IP54 |
| Communication | Yes |
| External timer capability | Yes |
| Full filter indication | Yes |
| Number of programs | 3 by App |
| Cleaning cycle time | 1.5h floor only |
| | 2h floor, wall and waterline |
| | 2.5h floor, wall and waterline |
| Delay time | 1-9 h by App |
| Interval | By App |
| Pool surface | By App |
| Pool shape | By App |
| Remote control | By App |



-  Easy On/Off- Start and auto Off
-  APP control
-  Full filter indicator

| SPARE PARTS | |
|-------------|--------------------------|
| Motor | AS2903390 // 125299047 |
| Filters | 2 units |
| | AS1053110 // 125259192 |
| Cable | WA00349DIYA // 125306467 |

